



**USAID | GHANA**  
FROM THE AMERICAN PEOPLE

# SUSTAINABLE FISHERIES MANAGEMENT PROJECT (SFMP)

## Fisheries Commission Presentation



**Hen Mpoano**



**SNV** SMART  
DEVELOPMENT  
WORKS



**SPS** | SPATIAL  
SOLUTIONS

This publication is available electronically on the Coastal Resources Center's website at [http://www.crc.uri.edu/projects\\_page/ghanasfmp/](http://www.crc.uri.edu/projects_page/ghanasfmp/)

**For more information** on the Ghana Sustainable Fisheries Management Project, contact:

USAID/Ghana Sustainable Fisheries Management Project

Coastal Resources Center

Graduate School of Oceanography

University of Rhode Island

220 South Ferry Rd.

Narragansett, RI 02882 USA

Tel: 401-874-6224 Fax: 401-874-6920 Email: [info@crc.uri.edu](mailto:info@crc.uri.edu)

**Citation:** Hen Mpoano (2015). SFMP Fisheries Commission Presentation. The USAID/Ghana Sustainable Fisheries Management Project (SFMP). Narragansett, RI: Coastal Resources Center, Graduate School of Oceanography, University of Rhode Island. GH2014\_POL023\_HM. 47 pp.

**Authority/Disclaimer:**

Prepared for USAID/Ghana under Cooperative Agreement (AID-641-A-15-00001) awarded on October 22, 2014 to the University of Rhode Island and entitled; the USAID/Ghana Sustainable Fisheries Management Project (SFMP).

This document is made possible by the support of the American People through the United States Agency for International Development (USAID). The views expressed and opinions contained in this report are those of the SFMP team and are not intended as statements of policy of either USAID or the cooperating organizations. As such, the contents of this report are the sole responsibility of the SFMP Project team and do not necessarily reflect the views of USAID or the United States Government.

**Detailed Partner Contact Information:  
USAID/Ghana Sustainable Fisheries Management Project (SFMP)  
10 Obodai St., Mempeasem, East Legon, Accra, Ghana**

Brian Crawford	Chief of Party	<a href="mailto:brian@crc.uri.edu">brian@crc.uri.edu</a>
Najih Lazar	Senior Fisheries Advisor	<a href="mailto:nlazar@crc.uri.edu">nlazar@crc.uri.edu</a>
Patricia Mensah	Communications Officer	<a href="mailto:patricia.sfmp@crcuri.org">patricia.sfmp@crcuri.org</a>
Bakari Nyari	Monitoring and Evaluation Specialist	<a href="mailto:hardinyari.sfmp@crcuri.org">hardinyari.sfmp@crcuri.org</a>
Don Robadue, Jr.	Program Manager, CRC	<a href="mailto:don@crc.uri.edu">don@crc.uri.edu</a>
Justice Odoi	USAID Administrative Officer Representative	<a href="mailto:jodoi@usaid.gov">jodoi@usaid.gov</a>

Kofi.Agbogah  
[kagbogah@henmpoano.org](mailto:kagbogah@henmpoano.org)  
StephenKankam  
[skankam@henmpoano.org](mailto:skankam@henmpoano.org)  
Hen Mpoano  
38 J. Cross Cole St. Windy Ridge  
Takoradi, Ghana  
233 312 020 701

Andre de Jager  
[adejager@snvworld.org](mailto:adejager@snvworld.org)  
SNV Netherlands Development Organization  
#161, 10 Maseru Road,  
E. Legon, Accra, Ghana  
233 30 701 2440

Donkris Mevuta  
Kyei Yamoah  
[info@fonghana.org](mailto:info@fonghana.org)  
Friends of the Nation  
Parks and Gardens  
Adiembra-Sekondi, Ghana  
233 312 046 180

Peter Owusu Donkor  
Spatial Solutions  
[powusu-donkor@spatialdimension.net](mailto:powusu-donkor@spatialdimension.net)  
#3 Third Nautical Close,  
Nungua, Accra, Ghana  
233 020 463 4488

**For additional information on partner activities:**

CRC/URI: <http://www.crc.uri.edu>  
CEWEFIA: <http://cewefia.weebly.com/>  
DAA: <http://womenthrive.org/development-action-association-daa>  
Daasgift: <https://www.facebook.com/pages/Daasgift-Quality-Foundation-FNGO/135372649846101>  
Friends of the Nation: <http://www.fonghana.org>  
Hen Mpoano: <http://www.henmpoano.org>  
SNV: <http://www.snvworld.org/en/countries/ghana>  
SSG Advisors: <http://ssg-advisors.com/>  
Spatial Solutions: <http://www.spatialsolutions.co/id1.html>

Thomas Buck  
[tom@ssg-advisors.com](mailto:tom@ssg-advisors.com)  
SSG Advisors  
182 Main Street  
Burlington, VT 05401  
(802) 735-1162

Victoria C. Koomson  
[cewefia@gmail.com](mailto:cewefia@gmail.com)  
CEWEFIA  
B342 Bronyibima Estate  
Elmina, Ghana  
233 024 427 8377

Lydia Sasu  
[daawomen@daawomen.org](mailto:daawomen@daawomen.org)  
DAA  
Darkuman Junction, Kaneshie Odokor  
Highway  
Accra, Ghana  
233 302 315894

Gifty Asmah  
[giftyasmah@Daasgift.org](mailto:giftyasmah@Daasgift.org)  
Daasgift Quality Foundation  
Headmaster residence, Sekondi College  
Sekondi, Western Region, Ghana  
233 243 326 178



**USAID | GHANA**  
FROM THE AMERICAN PEOPLE

A photograph of a harbor filled with numerous small fishing boats. The boats are mostly blue and white, with many having colorful flags (including the Ghanaian national flag) flying from their masts. The boats are docked along a rocky shoreline. In the background, there are buildings and a cloudy sky. The text "Sustainable Fisheries Management Project (SFMP) 2014-2019" is overlaid in large white letters on the center of the image.

# Sustainable Fisheries Management Project (SFMP) 2014-2019

**Sustainable Fisheries Management Project (SFMP)**

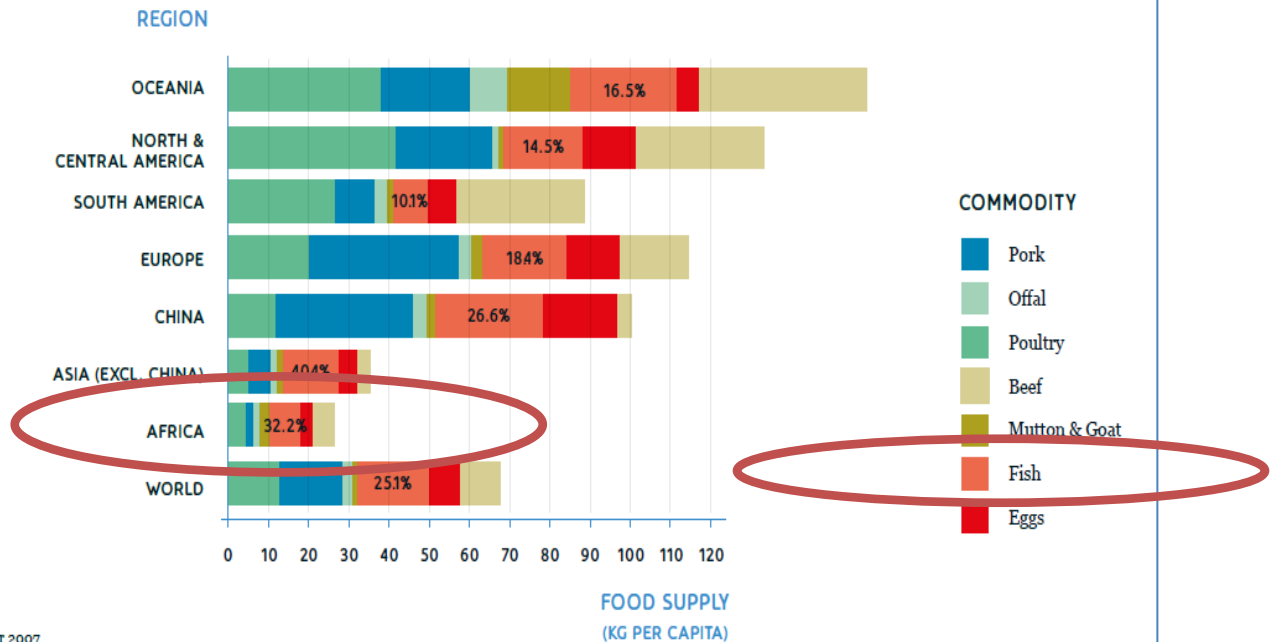


## Africa has some of the highest per capita consumption of fish in the World

### In Africa, highest in West Africa

#### ANIMAL SOURCE FOOD CONSUMPTION BY REGION

> Asia (excl. China) and Africa, the two continents with the lowest consumption of animal source foods, consume the highest proportion of fish.



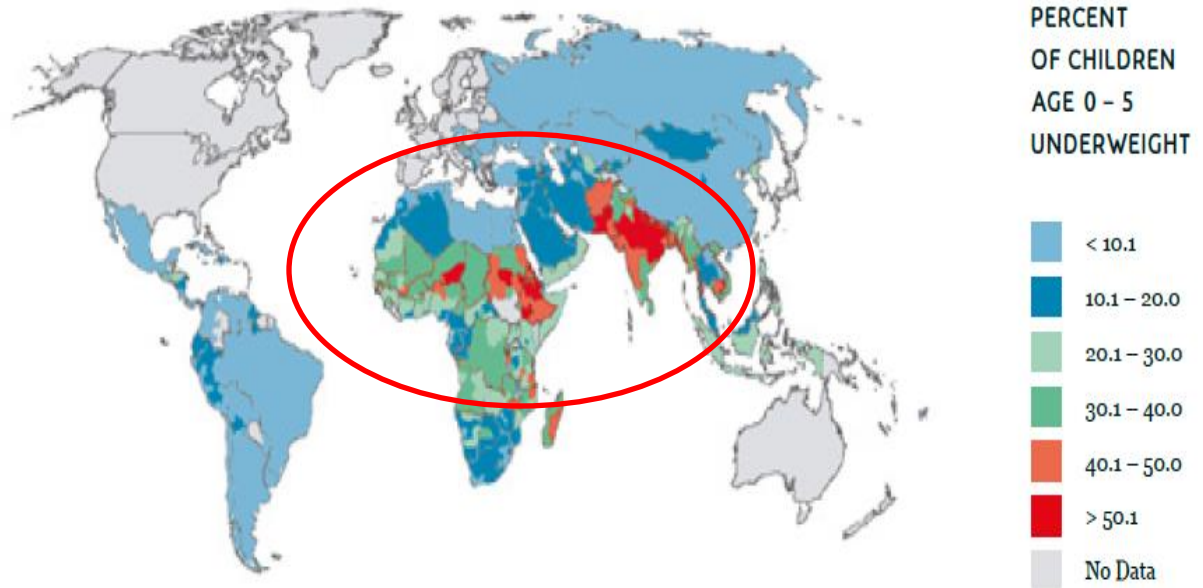
Source: Prepared using FAO Food Balance Sheet Data for 2007



# Fish Can and Does Play an Important Role in Meeting Food Security Needs

## CHILD STUNTING (2007)

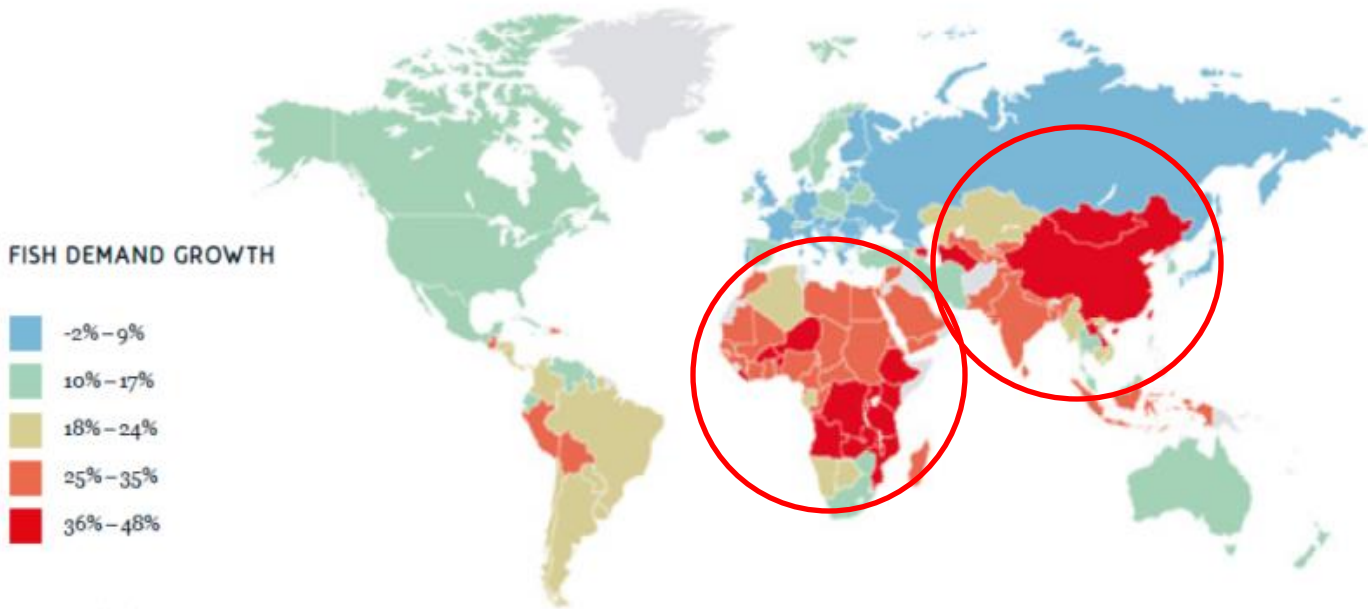
> These are also the two continents where levels of poverty and malnourishment are highest.



Source: <http://sedac.ciesin.columbia.edu>



## GROWTH IN OVERALL REQUIREMENTS FOR FISH



### GROWTH IN DEMAND AND NEED

Driven largely by growth in population, wealth and urbanization, the largest growth in overall requirements for fish will be in Africa and Asia.

Source: Cai (2011)

# Nutritional Value of Small Pelagic Fishes

Table 1. The nutrient content of fish and other foods (per 100g)\*

Group	Scientific name /common name (local name/common name)	Protein (g)	Fat				Ca (mg)	Fe (mg)	Zn (mg)	Vitamin A (RAE) †	
			Total lipid (fat; g)	Total saturated fat (g)	Total PUFA (g)	EPA (g)					DHA (g)
Marine fish	Anchovy	<b>20.35</b>	4.84	1.28	1.637	0.538	0.911	147	3.25	1.72	15
	Herring	<b>16.39</b>	9.04	2.04	<b>2.423</b>	0.969	0.689	83	1.12	0.99	32
	Mackerel	<b>18.60</b>	13.89	3.26	<b>3.350</b>	0.898	1.401	12	1.63	0.63	50
	Milkfish	<b>20.53</b>	6.73	1.67	1.840			51	0.32	0.82	30
	Sardine	<b>24.60</b>	11.45	1.53	<b>5.148</b>	<b>0.470</b>	<b>0.509</b>	382	2.92	1.31	33
Other animal- sourced foods	Beef ground	14.30	30.00	11.29	0.696			24	1.64	<b>3.57</b>	0
	Chicken breast	14.70	15.75	3.26	<b>3.340</b>			19	1.11	0.78	0

\* Bold indicates high content values

Adapted from: Kawarazuka and Béné, 2011. *Public health nutrition*, 14(11), 1927-1938.





# Challenges in Sustaining Wild Caught Fish Food Supply

---

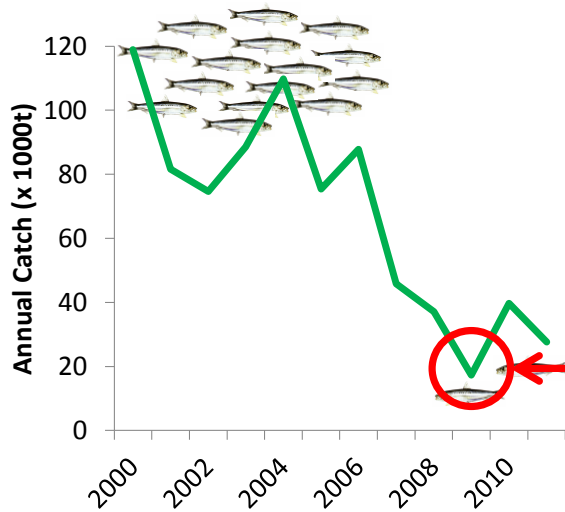
- Overfishing and overcapacity
- Subsidies
- Poor governance
- IUU fishing





# The *Sardinella* Decline in Ghana

Ghanaian canoe catch of *Sardinella* spp.

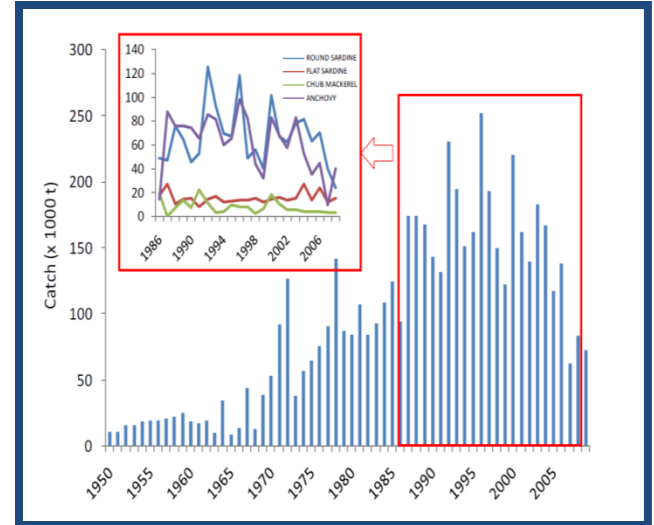


**Collapse:**  
When yield is less than 10% of historical maximum  
(Mullon et al. 2005)

2009 was 13% of historical maximum (1992) “near-collapse”

SOURCE: Proceedings of the 3<sup>rd</sup> National Fisheries Dialogue. WorldFish, CRC/URI. 2013.

- Canoe fleet is 92 % of direct employment
- Percent of landings: 2007 – 73% 2012 - 28%



SOURCE: Western Region Fisheries Sector Review, WorldFish. USAID-URI ICFG Project. 2010.



## SFMP GOAL:

- To rebuild marine fisheries stocks and increase production through effective fisheries management strategies and adoption of responsible fishing practices
- To contribute to the Government of Ghana's fisheries policies and development objectives, and USAID Feed the Future Initiative





## **Intermediate Result Areas:**

IR1: Improved legal framework to provide conditions for co-management, use rights and effort reduction

IR2: Strengthened information systems and science-informed decision-making

IR3: Increased constituencies that provide the political and public support needed to rebuild fish stocks

IR4: Implementation of applied management initiatives for targeted fisheries ecosystems




## FUNDING:

- US \$24 million – USAID/Ghana commitment to SFMP over five years (October 2014-October 2019)
- Match commitments from partners at 20%



## IMPLEMENTATION:

- The Coastal Resources Center (CRC) at the University of Rhode Island's Graduate School of Oceanography leads a team of partners.





**USAID | GHANA**  
FROM THE AMERICAN PEOPLE

## **RETURNING PARTNERS:**

From the CRC-led USAID/Ghana Integrated Coastal and Fisheries Governance (ICFG) Initiative (2009-2014):

- Hen Mpoano
- Friends of the Nation
- CEWEFIA

## **NEW PARTNERS:**

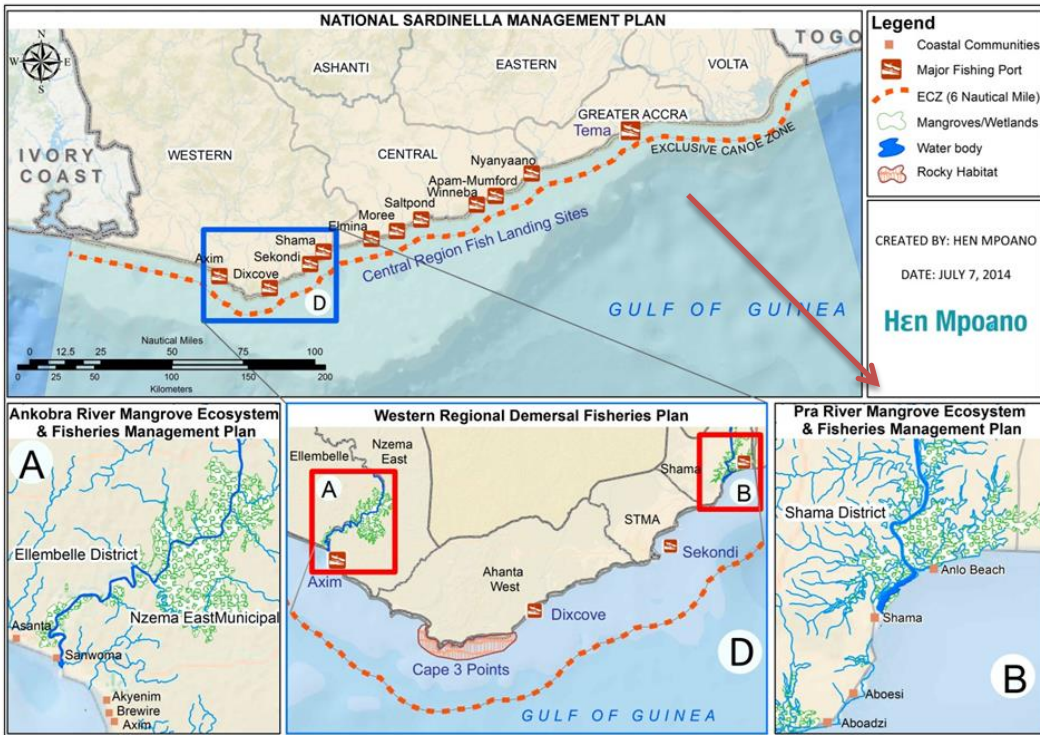
- SNV, SSG, DAASGIFT, DAA, Spatial Solutions



## PROJECT FOCUS:

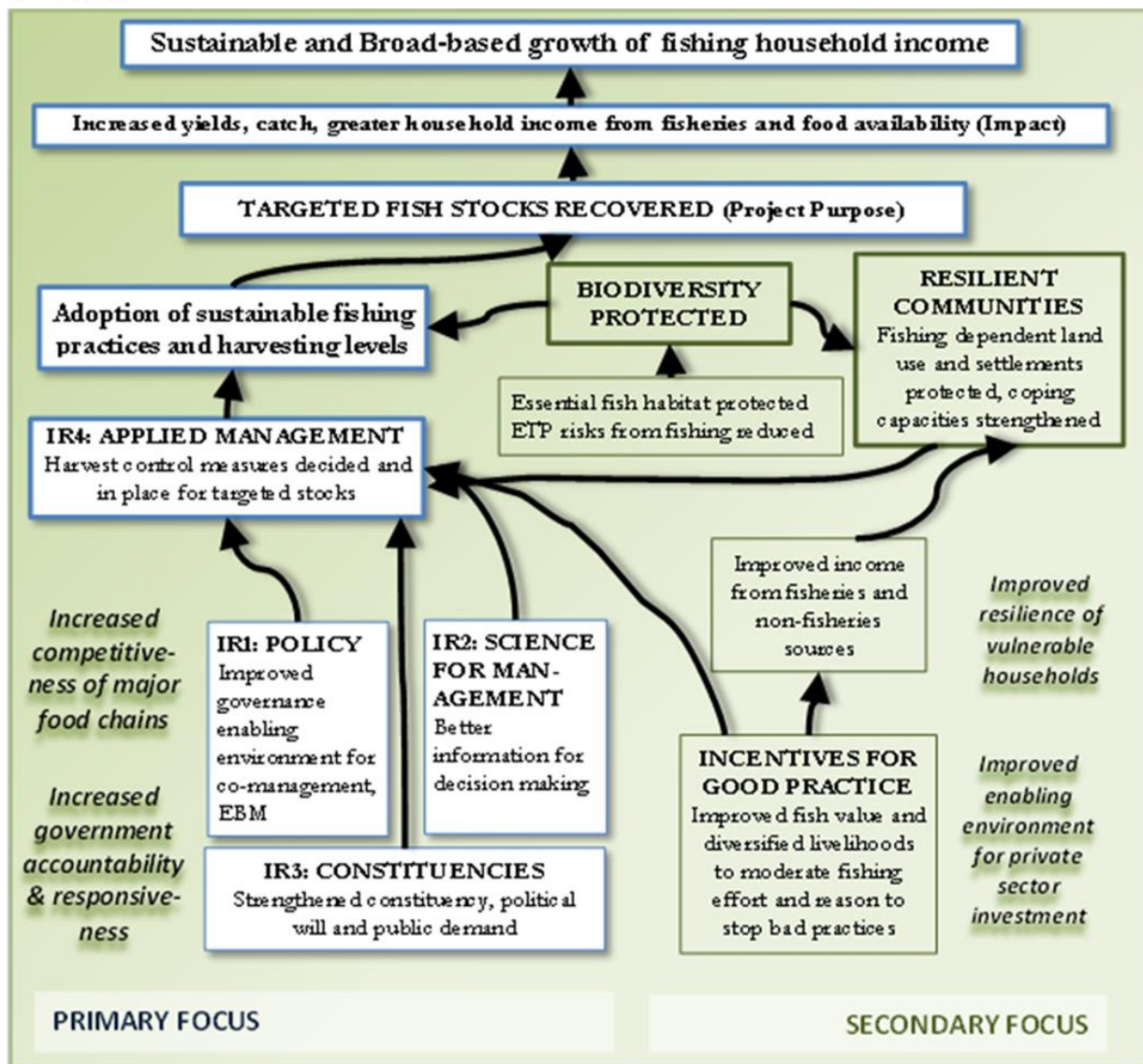
### Geographic

### Stocks



- Small Pelagics - National
- Demersals – WR
  - Marine demersal plan
  - CB plans - estuaries





## APPROACHES:

- From open to managed access
- From input controls to catch & effort controls
- Managing at ecosystem scales
- Stakeholder and process oriented
- Management of resources and value chain improvements
- Focus on impact and results documentation
- Inclusion of women in decision making and livelihood improvement





## **OUTCOMES:**

- Recoup tens of thousands of MTs of food protein supply
- Improved profitability throughout value chain
- Significant declines in IUU fishing
- More climate-resilient fishing communities
- A decline in child labor and trafficking in fisheries
- A Fisheries Act that allows co-management & use rights
- Improved voluntary compliance/support of polices/rules
- Under-represented groups' participation increased

## BY THE NUMBERS:

- Benefits for **130,000** fishermen, **18,000** fish mongers
- **735,241** hectares under more effective management
- **13,000** people benefiting from diversified livelihoods, access to micro-credit, more profitable fish smokers and fish products





## Year 1 Priorities

- Project start up and office establishment
- Partner and cooperating project orientation
- Impact baselines
- National dialogues on small pelagics management
  - Stock assessments
  - Fisheries profile
  - Early actions to rebuild stocks

# **IR1: Strengthening the Enabling Environment for Marine Resources Governance**

## **Legislative Reforms for Fisheries Co-management**

- Coordinate with MOFAD/WARFP/FC /AG's  
Dept./Parliament for Reform by 2018
- Stakeholder participation for input the law
- Sustainable financing for the co-management units

## **National Fish Dialogues**

- Discuss policy issues (by engaging all stakeholders)
- Closed season/areas, mesh size, subsidies
- Challenges in capping and reducing the fleet size
- Co-management framework, insurance program, etc

## **Strengthening Marine Law enforcement**

- Training marine police, FEU, MCS, prosecutors, judges
- Promote Citizen Watch on Water (CWOW)
- Support for Beach Level Enforcement
- Contribute to enforcement sections of mgt plans

## **Support For Small Pelagics Management Plan**

- Study tour to Philippines

## **Harmonization of Regional Fisheries Policies**

- Work with MOFAD/FC/FCWC/GCLME on stock assessment
- Support regional meetings & information exchange on shared stocks (small pelagics)

## **Child Labour and Trafficking Issues in Fisheries**

- Focus on CR fishing villages



## **IR2: Science & Research Applied to Policy and Management**

- Formation of a STWG to support science-based decision making
- Strengthen stock assessment capacity & data systems
- ICT innovations for fisheries management
- Capacity Development of UCC/DFAS/CCM
- Post Harvest Improvements (from net to plate)



## **Fisheries Profile**

Characterize the marine small pelagic fisheries. In coastal zones of Ghana (4 regions).

- Fleet profile
- Harvesting capacity profile
- Processing capacity profile
- Demographic and geographic profile
- Economic significance
- Are there any management measures in place ?
- Mapping the local ecological knowledge (fisheries, stock, and bio-economic)
- What is the extent of IUU fishing (domestic and foreign)
- Public and private institutions involved in small pelagic fisheries
- Public perceptions and input about the future

## **Improving FC data systems and stock assessment capacity**

Provide a stock assessment training to FC, MFRD, Universities

Provide training to agents of the FC in port/landings sites on basic biology, species identification, and sampling statistics.

Provide training for the FC officers in fisheries co-management and basic stock assessment and best management practices. Involve stakeholders to disseminate lessons learned.

# UCC/CCM Capacity Development

- MOU between URI and UCC on research, education  
(MS & PhD marine affairs, stock assessment)
- Expert advise from URI for curriculum review
- Leadership training at UCC in August (FC and MOFAD part.)
- Develop a strategic plan on role of UCC in Fisheries Extension.
- MS students develop baseline for Pra and Ankobra estuaries

# Science and Technical Working Group

Identify membership not to exceed 10 members.  
Science and technical expertise required.

## Agencies suggested:

- MOFAD and Fisheries Commission
- Marine Fisheries Research Division
- University of Ghana
- University of Cape Coast
- Fishermen's large associations
- Environmental Protection Agency (EPA) and/or CSIR
- Women fish processors associations
- International experts

# ICT innovations for effective fisheries management

- An overall assessment of needs and mapping of ICT innovations
- Review and evaluation of existing applications in fisheries
- Include other ministries and NGOs
- Rollout action plan with focus on 2 or 3 pilot projects
- Ensure that FC is on board, mobilize support from WARFP and MCS
- Training on ICT applications



# Understanding fisheries supply chain from net to plate

- Conduct literature review of existing studies and on-going work on sardinella value and supply chain
- Develop TOR for a comprehensive study on value chain of sardinella and explore potential partnership with WARFP, USAID/TRADE HUB, and others
- Involve stakeholders



# IR 4: Applied Management

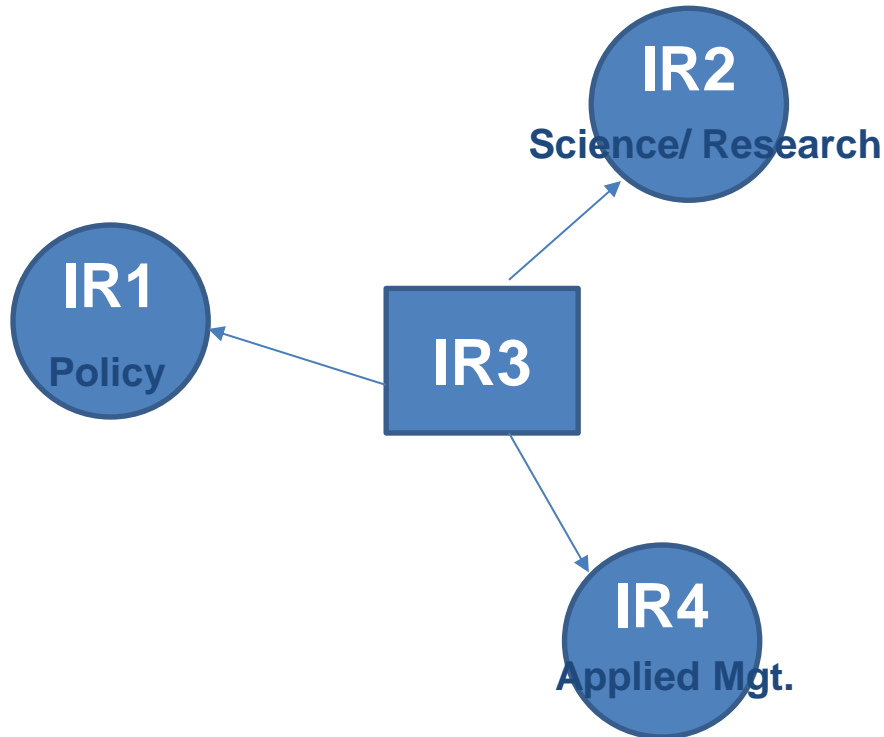
- Fisheries management plans
  - Small pelagics
  - Demersals WR
  - Community based =- Pra and Ankobra
- Coastal spatial planning CR & WR
  - Data hub
  - Climate change assessments & adaptation plans





# IR 3: COMMUNICATIONS

Building Political Will & Public Support





# COMMUNICATIONS OBJECTIVES

FOOD SECURITY / POVERTY REDUCTION

GoG FASDEP

Fish & Aquaculture Plan

METASIP

USAID FtF DO2  
*Economic Growth*

Rebuilding Targeted Fish stocks / Sustainability

- Engaging Under-Rep Groups for Ownership
- Voluntary Compliance
- Active Participation at all Policy Dev't Levels

# COMMUNICATIONS STRATEGY

**National Comms Strategy** – Joint Strategy (WARFP/FC & USAID)

- Harmony
- Synergy
- Good PR
- Good Branding

**Internal Communications** – USAID/ USG / METSS / IPs

**Standard**      **Timely**      **Accurate Reporting**

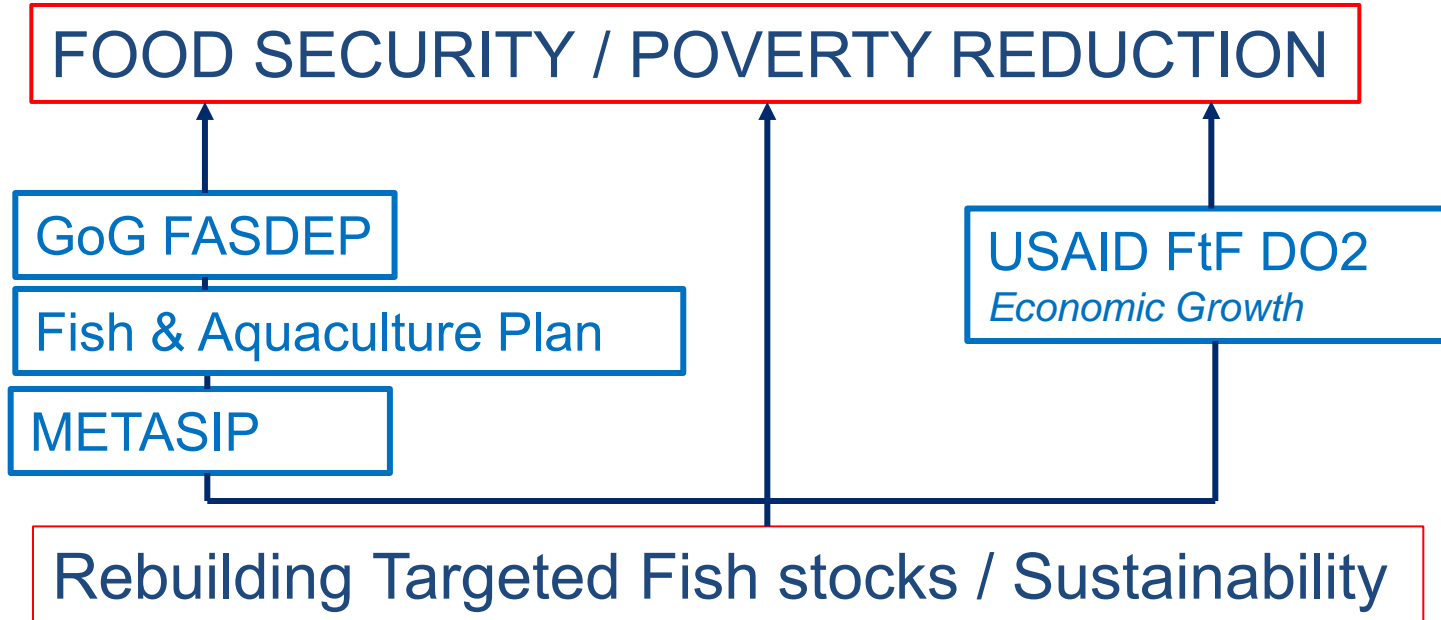
**External Communications** – WARFP/ FC/ MOFAD/ Fisher Groups/ Coastal Districts / Fishing Communities / Women / Children

- **Executive Level Communications**
- **Child Labour Strategy**
- **Healthy Fish Communications Strategy**



# IR 3: COMMUNICATIONS

... Building Constituencies & Political Will





# COMMUNICATIONS OBJECTIVES

- Improve ability of fisheries authorities and all stakeholders to work collaboratively (policy; feedback loop)
- Ownership - Encourage/Support Under-Rep Groups to participate in Decision-making
- Voluntary Compliance - Active Support for policies Consistent with Best Practices
- Achieve Behaviour Change to impact Positively on Ghana's Fisheries



# COMMUNICATIONS STRATEGY

## National Communications Strategy

...Early Actions (Small Pelagics Mgt. Plan)

### Internal Communications

USAID  
USG  
METSS  
IPs

### External Communications

- MPs  
- Ministers  
- Office of the President

Fisheries Managers; Fish. Orgns, fishers; grassroots; gen public

Executive Level Communications

National Policy Campaigns  
Regional Level Campaigns  
Community campaigns

Sustainable Fisheries Management Project (SFMP)



# COMMUNICATIONS STRATEGY





**Table 2 : SFMP/WARFP strategy for areas of Synergy**

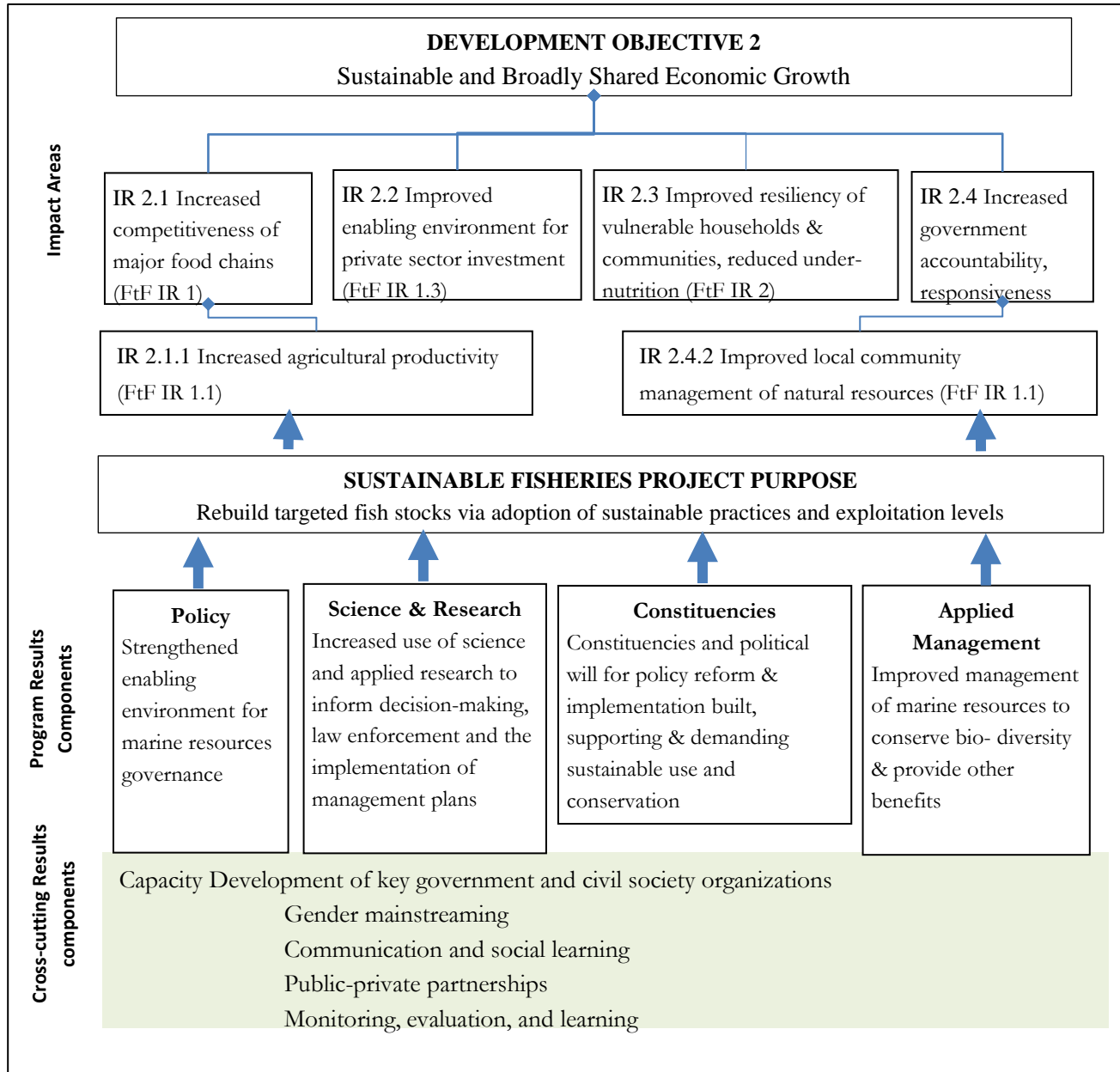
	Activity Areas	Obj.	Messages	Approaches	Mechanism	Timelines
1.	IUU					
2.	Arrest/Prosecution					
3.	Fish Education					
4.	Livelihoods Empowerment					
5.	Value Chain					
6.	Healthy Fish					
7.	Registration-Licensing					
8.	Research					
9.	Post-Harvest loses					
10	Small Pelagics Demersal Mgt Plan					

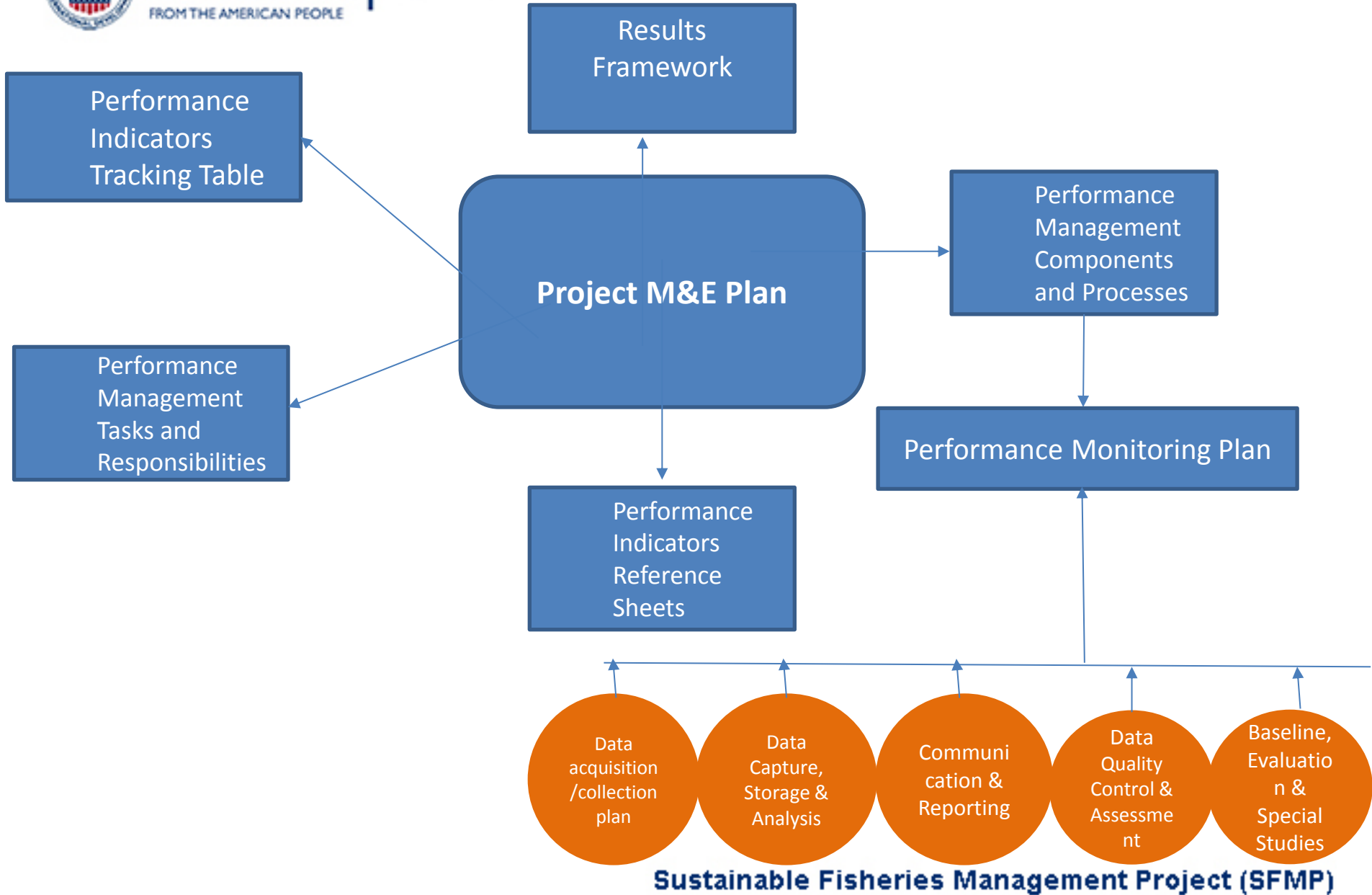




# Project Monitoring and Evaluation

# USAID RESULTS FRAMEWORK







## Baseline Surveys & Assessments

Surveys/Assessment	Purpose
<ul style="list-style-type: none"><li>• Baseline</li></ul>	<ul style="list-style-type: none"><li>• Assess changes in governance capacity, biodiversity &amp; socio economic parameters</li></ul>
<ul style="list-style-type: none"><li>• Stock Assessments</li></ul>	<ul style="list-style-type: none"><li>• Assess fish stock status, effort level, fishing mortality and biomass</li></ul>
<ul style="list-style-type: none"><li>• Panel Survey</li></ul>	<ul style="list-style-type: none"><li>• To capture how much people make from fish smoking—and changes over time</li></ul>
<ul style="list-style-type: none"><li>• Study</li></ul>	<ul style="list-style-type: none"><li>• Assess Child labor and trafficking practices in the fisheries sector</li></ul>
<ul style="list-style-type: none"><li>• Organizational capacity Assessment</li></ul>	<ul style="list-style-type: none"><li>• To inform the design of interventions to support the Fisheries Commission and other key stakeholders to implement their mandates related to monitoring marine resources and analyze data</li></ul>

## Indicator

**Goal: Rebuild targeted fish stocks via adoption of sustainable practices and exploitation levels**

- **Prevalence of Poverty (FtF 4-17; Goal level indicator from Ghana CDCS)**
- **Number of hectares in areas of biological significance and/or natural resource showing improved biophysical conditions as a result of USG assistance (EG 4.8.1-1)**
- **Number of direct project beneficiaries (number), the percentage of which are female (percent) (IDA Core Indicator) disaggregated by rural, urban (IR 2.1 indicator from Ghana CDCS)**

**IR1: POLICY: Strengthened enabling environment for marine resources governance**

- **Score, in percent, of combined key areas of organization capacity amongst USG direct and indirect local implementing partners (S) (FtF 4.5.1-27)**

**IR2: SCIENCE & RESEARCH: Increased use of science and applied research to inform decision-making**

- **Number of CSOs and government agencies strengthened (IR 2.4 indicator from Ghana CDCS), including government research and university units**

**IR3: CONSTITUENCIES: Constituencies and political will for policy reform & implementation built**

- **Number of days of USG funded technical assistance in NRM and/or biodiversity provided to counterparts or stakeholders (EG 4.8.1-28)**



## IR4: APPLIED MANAGEMENT: Improved management of marine resources

- Number of hectares of biological significance and/or natural resources under improved natural resource management as a result of USG assistance (EG 4.8.1)
- Number of DAs supported with USG Assistance (Ghana CDCS, IR 2.3 indicator)
- Improvement in fisheries enforcement and prosecutorial chain to counter IUU fishing (increase/decrease in prosecutions and percent that lead to conviction) (Project Indicator)
- Number of climate vulnerability assessments conducted as a result of USG Assistance (EG 4.5.1)
- Number farmers and others who have applied new technologies or management practices as a result of USG assistance (FtF 4.5.2)
- Number of micro, small and medium enterprises (MSMEs), including farmers, receiving business development services from USG assisted sources (FtF 4.5.2)
- Value of new private sector investments in select value chains (FTF 4.5.2-38)

## Cross Cutting Indicators

- Number of policies/regulations/ procedures in stages of analysis, drafting and consultation, legislative review, approval or implementation as a result of USG assistance (EG 4.5.1-24)
- Number of people receiving USG supported training in natural resources management and/or biodiversity conservation, and climate change, disaggregated by gender (EG 4.8.1-27/ 4.8.2-6)
- Number of information products disseminated in local media reports, radio shows, conference papers, and research studies (Project indicator).



**USAID | GHANA**  
FROM THE AMERICAN PEOPLE

# THANKS



**Sustainable Fisheries Management Project (SFMP)**