



USAID
FROM THE AMERICAN PEOPLE



Welcome

Analytics

Where we work

Electronic Library

Events Calendar

Partners Forum

Contact Us

Site Support & Help

Join/Login to Ghanalinks

Overview of the Ghanalinks.org knowledge management portal

Monitoring the functioning and achievements of programs,
for economic and agricultural development

PRESENTED AT THE KNOWLEDGE MANAGEMENT
AND LEARNING MEETING, LABADI BEACH HOTEL

11/10/2016

OCTOBER 25, 2016 BY THE METSS KML&C TEAM
Ghanalinks@metssghana.org

FOOTER GOES HERE

1

Presentation Outline

1. Introduction
2. A Walk Through Ghanalinks.org
3. How to Contribute to Ghanalinks.org
4. Questions and Comments

Collective Impact Across the USAID EG Portfolio

Collective Impact:

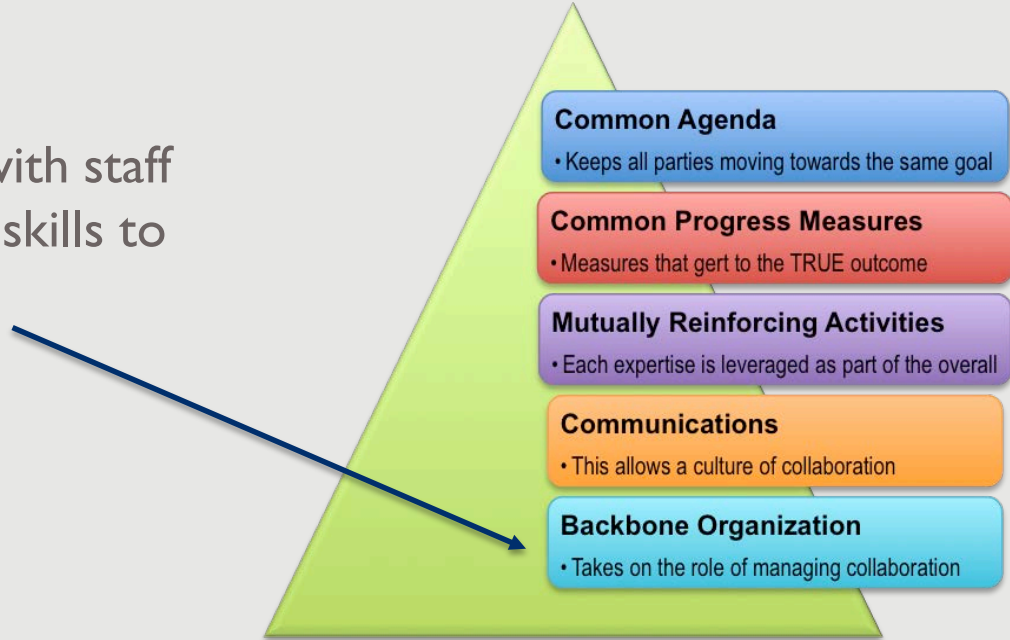
“An innovative and structured approach to making collaboration work across government, business, philanthropy, non-profit organizations and citizens to achieve significant and lasting social change”.



‘Collective Impact’. Stanford Social Innovation Review. John Kania & Mark Kramer, 2011.

METSS' Backbone Support (M&E, KML, Research, COMMS, etc.)

“A separate organization with staff and coalition management skills to support the initiative and coordinate participating organizations”.



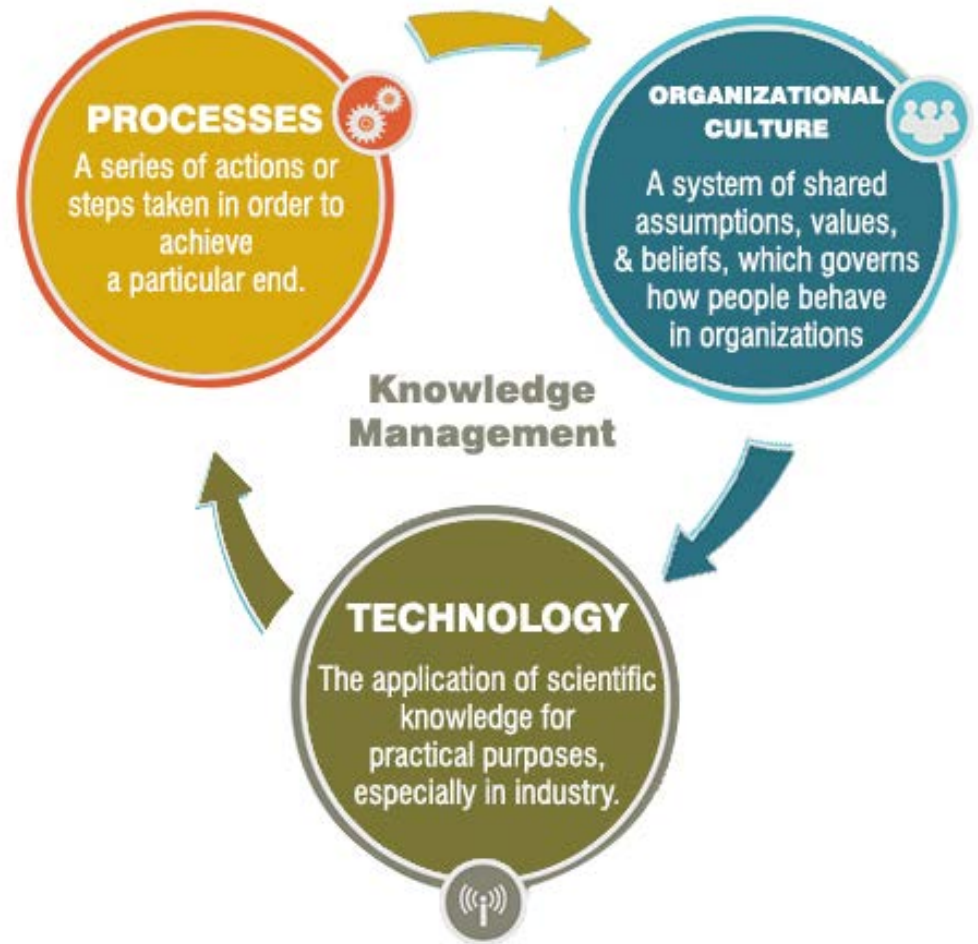
‘Collective Impact’. Stanford Social Innovation Review. John Kania & Mark Kramer, 2011.

**Knowledge management
and learning is the
convergence of the**

Right Process

Right Technology

Right People/Culture



OVERVIEW OF THE GHANALINKS.ORG KM PORTAL



[Welcome](#) |
 [Analytics](#) |
 [Where we work](#) |
 [Electronic Library](#) |
 [Events Calendar](#) |
 [Partners Forum](#) |
 [Contact Us](#) |
 [Site Support & Help](#) |
 [Join/Login to Ghanalinks](#)

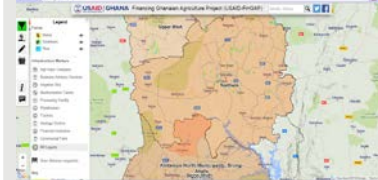
Ghanalinks Database



Poverty & Nutrition



FinGAP Investment tool

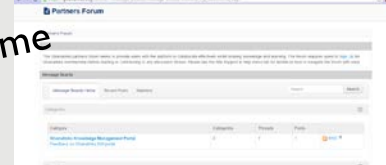


Analytics

Electronic Library



Partners Forum

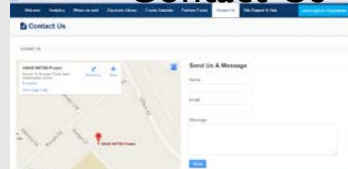


Welcome

Calendar



Contact Us



Site Support & Help
 ?
 Where we work

Feed the Future Activity Map



SRING Target Communities Map



RING Target Communities Map




A WALK THROUGH THE PORTAL

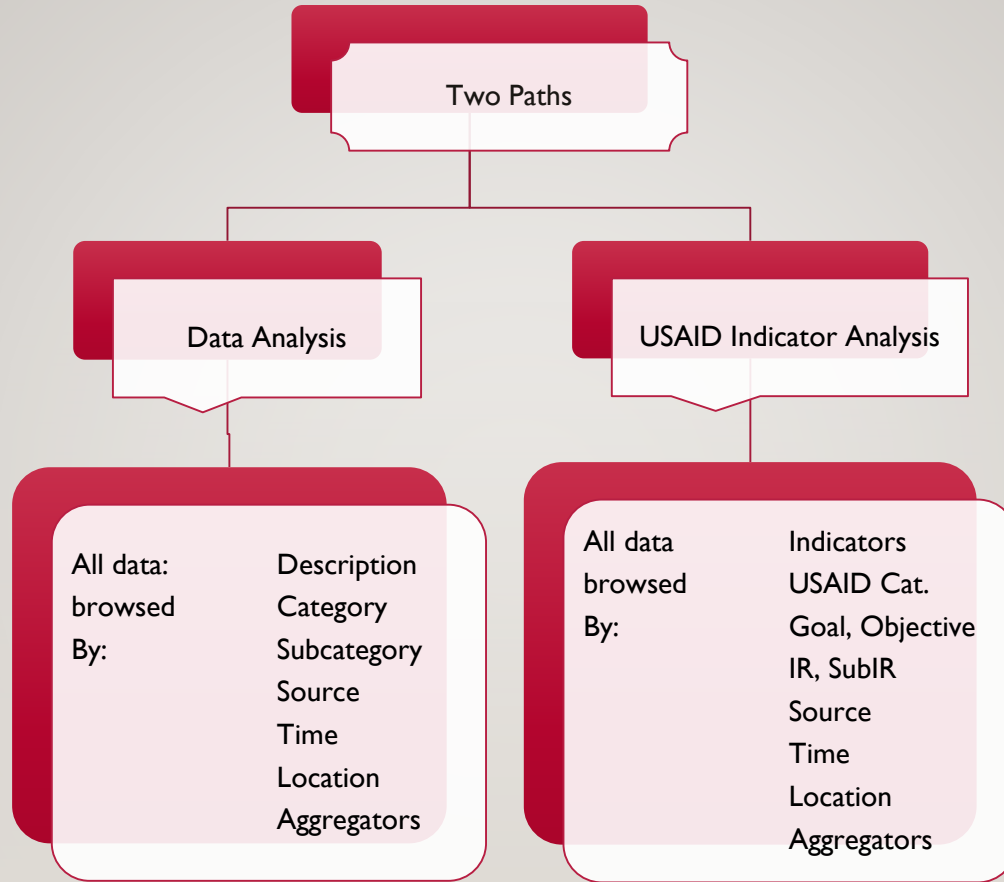
<https://ghanalinks.org>

Increasing agricultural productivity to generate opportunities
for economic growth and trade in developing countries

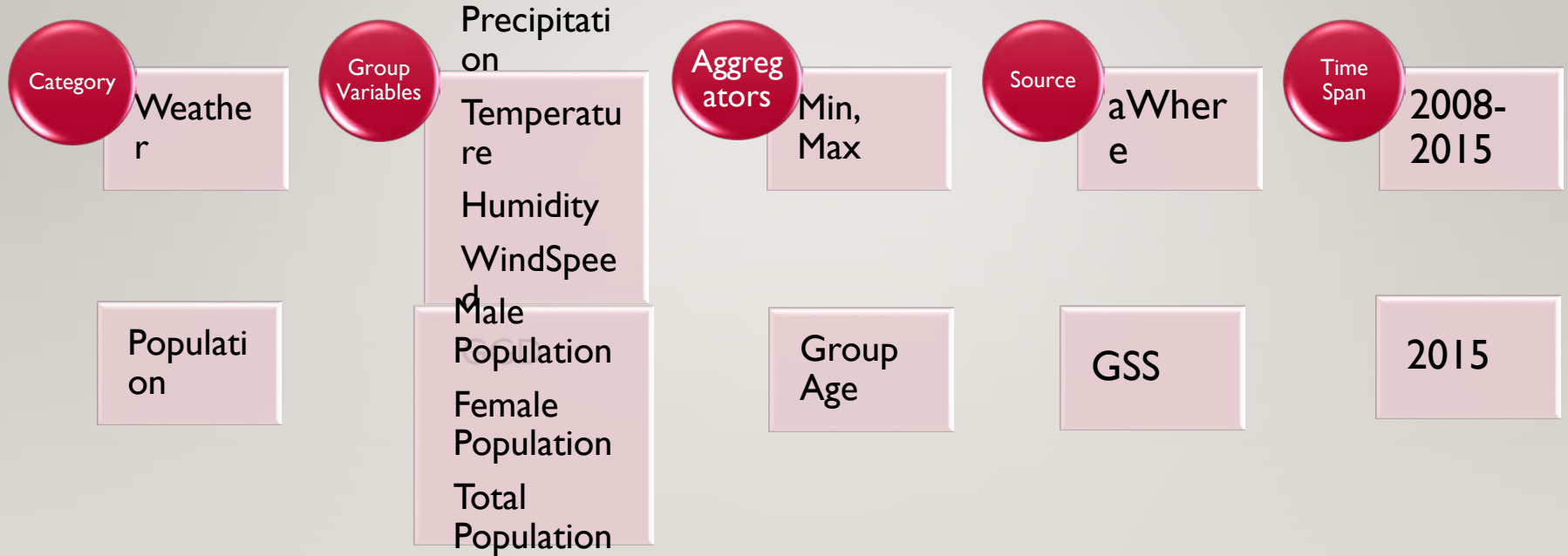
DATA AVAILABILITY OVERVIEW



ANALYSIS PATHHS



DATA AVAILABILITY BY LOCATION – NATIONWIDE



Data Availability by Location- Savannah Ecological Zone

Category	Subcategory	Group Variables	Aggregators	Sources	Period
Agriculture	Agribusiness	Area under TT, Gross Margin, Sales, Revenue, Costs, Consumption,	3 commodities, technology type, gender	APS, IPs	2012- 2015
Agriculture	Production	Production, area, yield, land size	3 to 12 commodities, gender	MOFA, IP, APS	2008-2015
Agriculture	Capacity Building	Companies, individuals, partnerships, policies	gender, technology type, process, duration	IPs	2011-2015
Agriculture	Demo plots	Demo plots	3 commodities, technology type, gender, partner	IPs	2014-2015
Agriculture	Beneficiaries	Beneficiaries	gender	IPs	2014-2015
Economic Indicators		income source, per capita exp.	type of income	PBS, Ring Survey	2012, 2015
Finance		new investment, ag loans	type of recipient	IPs	2015
Health and Nutrition	Child Growth	Underweight, Stunting, Wasting, Exc. Breastfeed, MAD, Normal weight, NRCC	gender, hh gender, age	PBS, Ring Survey	2012, 2015
Health and Nutrition	Household food access	5 variables	gender, hh gender, month	PBS, Ring Survey	2015
Health and Nutrition	Woman Development	1 variable		Ring Survey	2015
WASH	Aflatoxin	1 variable		Ring Survey	2015
WASH	Household hygiene	4 variables		Ring Survey	2015
Weather		20 variables		aWhere	2008-2015
Population		12 variables		GSS	2008-2015

Data Availability by Location - Regional & District

Category	Subcategory	Group Variables	Aggregators	Sources	Period
Agriculture	Agribusiness	Gross Margin, Sales, Revenue, Costs, Consumption, land size	3 commodities	APS, IPs	2013, 2015
Agriculture	Production	Production, area, yield, land size	3 to 12 commodities	MOFA, IP, APS	2008-2015
Agriculture	Demo plots	Demo plots	3 commodities, technology type, gender, partner	IPs	2014-2015
Agriculture	Beneficiaries	Beneficiaries		IPs	2014-2015
Economic Indicators		income source, per capita exp.	type of income	PBS, Ring Survey	2012, 2015
Finance		Ag loans		IPs	2015
Health and Nutrition	Child Growth	Underweight, Stunting, Wasting, Exc. Breastfeed, MAD, Normal weight, NRCC		PBS, Ring Survey	2012, 2015
Health and Nutrition	Household food access	5 variables		PBS, Ring Survey	2015
Health and Nutrition	Woman Development	BMI		Ring Survey	2015
WASH	Aflatoxin	1 variable		Ring Survey	2015
WASH	Household hygiene	4 variables		Ring Survey	2015
Weather		20 variables		aWhere	2008-2015
Population		12 variables		GSS	2008-2015
WEAI		8 variables		aWhere	2008-2015

VISUALIZATION OF ANALYSIS

- Tabular, Graphical and Mapping Display
- Mapping: Display of One Variable/Aggregator at a time
- Graphical: Display of one variable and all aggregators
- Display of Actuals, Targets and Baseline by Project for Indicator related Variables

How to support Ghanalinks.org and the USAID KML mandate

1. **Register** and use the different tools on the portal
2. **Contribute data** for the Ghanalinks.org database and the 'Feed the Future Activity Map' as well as knowledge resources including reports, research articles, manuals, etc. for the Electronic Library
3. **Participate in the Partners Forum**
4. **Populate the Activity Calendar**
5. **Attend KML events** and ensure project staff attend sub-group meetings
6. **Provide feedback to improve Ghanalinks.org:** use the contact page or ghanalinks@metssghana.org



**Questions and Comments are
Warmly Welcomed**

Thank You!

**For more information please
visit www.Ghanalinks.org**

